



Court Plus is a multi-purpose building that provides parking, fitness center, locker-rooms, preschool, steam rooms, pool, multi-purpose rooms and restrooms. The main issues at the facility are, toilet paper dispensers are not in the proper locations, coat hooks are too high, lockers are not accessible, changing areas are not accessible, showers are not properly sized, no companion spacing in steam room, feminine napkin disposals too far away, no proper knee clearance at sinks, no changing accessible bench, no stall inside handle, grab bars are not in the proper locations, no standing drinking fountain, step out of emergency exit, hangers too high, protruding stairs and other objects, rugs too loose, not proper restroom sizes and locations for children, massage table is not adjustable in height, mirror too high, and open face stairs, **Please Note:** When a **UD** is indicated, this is a Universal Design (**UD**) recommendation to enhance accessibility. The **UD** recommendation is not required to meet the minimum accessibility standards but it would be encouraged. **AFF** stand for above finished floor.

The report uses two different accessibility codes. The 2010 Americans with Disabilities Act Accessibility Guidelines (ADAAG) can be down loaded from the Access Board website. The website is www.access-board.gov. In addition, the Illinois Accessibility Code (IAC) was also used in this report. This code can be down loaded from the website, www.cbd.state.il.us/IAC. The estimated costs for correction of access barriers are taken from the "Means ADA Compliance Pricing Guide 2nd Edition". Each estimated costs for corrective actions have been adjusted for inflation and regional costs to better reflect the 2024 expenses in the suburban Chicagoland area.

The Elmhurst Park District is part of a local government which requires compliance with Title II of the Americans with Disabilities Act (ADA). Changes to the Park District would allow for equal opportunity to participate in programs and activities, effective communication, and program accessibility. Access of programs and activities can be achieved by removal of physical barriers, modification of policies, practices and procedures that discriminate against a person with a disability and relocation to an accessibility facility. In existing facilities, the ADA does allow the relocation of a program from an inaccessible facility to an accessible facility until all access barriers have been removed. See 28 C.F.R. §35.150(a)(1);(b)(1) for additional information.

PLEASE NOTE: In existing facilities, the ADA does allow the relocation of a program from an inaccessible facility to an accessible facility until all access barriers have been removed. See 28 C.F.R. §35.150(a)(1);(b)(1) for additional information. ADAAG 206.2 requires that at least one accessible route be provided within the boundary of the site. The reports provide comments on all routes that when upgrades are made in the future modifications can be made to correct the access barrier or in some cases modify to the greatest extent possible.

Photo	Barrier	ADAAG/IAC	Solution	Priority	By Whom	Projected Cost	Projected Date	Action Taken
-------	---------	-----------	----------	----------	---------	----------------	----------------	--------------



Photo	Barrier	ADAAG/IAC	Solution	Priority	By Whom	Projected Cost	Projected Date	Action Taken
All Gender Restrooms - Near Entrance								
	The all gender restroom near the front entrance on the right side toilet paper dispenser is mounted only 7 1/4 inches above the side grab bar.	ADAAG 604.7	Remount the toilet paper dispenser to be no lower than 15 inches, no higher than 48 inches AFF and a centerline of the double roll dispenser that is a minimum of 7 inches to a maximum of 9 inches in front of the toilet. If above the grab bar provide at least 12 inches clearance between the grab bar and the bottom of the toilet paper dispenser. Do not mount the toilet paper dispenser behind the side grab bar. Recommendation: It would be recommended to mount the toilet paper dispenser 1 1/2 inches minimum under the side grab bar and no lower than 15 inches AFF.	3		\$ 310.00		
	The all gender restroom near the front entrance on the right side coat hook is mounted too high at 66 inches AFF.	ADAAG 308	Lower the existing coat hook or add a second coat hook at 48 inches AFF.	4		\$ 75.00		



Photo	Barrier	ADAAG/IAC	Solution	Priority	By Whom	Projected Cost	Projected Date	Action Taken
	<p>The all gender restroom near the front entrance on the left side toilet paper dispenser is mounted only 7 1/4 inches above the side grab bar.</p>	<p>ADAAG 604.7</p>	<p>Remount the toilet paper dispenser to be no lower than 15 inches, no higher than 48 inches AFF and a centerline of the double roll dispenser that is a minimum of 7 inches to a maximum of 9 inches in front of the toilet. If above the grab bar provide at least 12 inches clearance between the grab bar and the bottom of the toilet paper dispenser. Do not mount the toilet paper dispenser behind the side grab bar. Recommendation: It would be recommended to mount the toilet paper dispenser 1 1/2 inches minimum under the side grab bar and no lower than 15 inches AFF.</p>	<p>3</p>		<p>\$ 310.00</p>		
	<p>The all gender restroom near the front entrance on the left side has a coat hook mounted too high at 66 inches AFF.</p>	<p>ADAAG 308</p>	<p>Lower the existing coat hook or add a second coat hook at 48 inches AFF.</p>	<p>4</p>		<p>\$ 75.00</p>		




Photo	Barrier	ADAAG/IAC	Solution	Priority	By Whom	Projected Cost	Projected Date	Action Taken
Women's Locker-room								
	The women's locker-room has 266 lockers but none are of an accessible design.	ADAAG 225.1 & 811	Provide at least 5% (or in this case (14) of the lockers with the coat hook and shelf no higher than 48 inches for a side approach or front approach. The base should be no lower than 15 inches. A 30 inches by 48 inches clear floor space should be provided at the accessible lockers with accessible locker door hardware. If applicable, provide these at or near the accessible bench.	2		\$ 8,700.00		
	The women's locker-room does not provide a fully accessible changing area of space and bench.	ADAAG 803	Provide a dressing room that provides a 5 foot turning radius and a bench that complies with ADAAG 903.	3		\$ 2,500.00		
	The women's locker-room transfer shower is too deep at 48 inches AFF.	ADAAG 610.3	Provide a new shower seat that is mounted 17 inches to 19 inches above the bathroom floor and extend the full depth of the shower and be within 3 inches of the compartment entrance. Blocking within the walls will be necessary for securing the shower seat.	3		\$ 960.00		




Photo	Barrier	ADAAG/IAC	Solution	Priority	By Whom	Projected Cost	Projected Date	Action Taken
	<p>The women's locker-room steam room door has an opening force too high at 9 lbs. and is too narrow at 24 inches.</p>	<p>ADAAG 404.2.3</p>	<p>Widen the door clear opening to provide a minimum 32 inches clear opening with the door at a 90 degree angle.</p>	<p>2</p>		<p>\$ 6,200.00</p>		
	<p>The women's locker-room does not provide companion seating at the steam room bench.</p>	<p>ADAAG 221.2.1.4 & 802.1</p>	<p>Connect the accessible route to the companion seating space on next to the player bench that has a 36 inches by 48 inches clear floor space from the front or rear or provide a 36 inches by 60 inches clear floor space for a side approach.</p>	<p>2</p>		<p>\$ 375.00</p>		
	<p>The women's locker-room has a wheelchair height but not a standing height drinking fountain.</p>	<p>ADAAG 211 & ADAAG 602</p>	<p>Provide another individual drinking fountain at a standing height between 38 inches minimum to 43 inches maximum to the spout. Option: Remove existing drinking fountain and install a single Hi-Lo drinking fountain that provides a wheelchair accessible fountain with a spout at 36 inches maximum and a standing drinking fountain with a height between 38 inches minimum and 43 inches maximum. The toe clearance should be a minimum of 9 inches.</p>	<p>4</p>		<p>\$ 2,875.00</p>		



Photo	Barrier	ADAAG/IAC	Solution	Priority	By Whom	Projected Cost	Projected Date	Action Taken
	<p>The women's locker-room has a coat hook mounted too high at 53 inches AFF.</p>	<p>ADAAG 308</p>	<p>Lower the existing coat hook or add a second coat hook at 48 inches AFF.</p>	<p>4</p>		<p>\$ 75.00</p>		
	<p>The women's locker-room toilet paper dispenser is mounted only 4 inches above the grab bar.</p>	<p>ADAAG 604.7</p>	<p>Remount the toilet paper dispenser to be no lower than 15 inches, no higher than 48 inches AFF and a centerline of the double roll dispenser that is a minimum of 7 inches to a maximum of 9 inches in front of the toilet. If above the grab bar provide at least 12 inches clearance between the grab bar and the bottom of the toilet paper dispenser. Do not mount the toilet paper dispenser behind the side grab bar. Recommendation: It would be recommended to mount the toilet paper dispenser 1 1/2 inches minimum under the side grab bar and no lower than 15 inches AFF.</p>	<p>3</p>		<p>3</p>		




Photo	Barrier	ADAAG/IAC	Solution	Priority	By Whom	Projected Cost	Projected Date	Action Taken
	<p>The women's locker-room feminine napkin disposal is mounted too far from the toilet at 44 inches.</p>	<p>ADAAG 308</p>	<p>Relocate the feminine product disposal to be no more than 9 inches maximum in front of the toilet if mounted on the sidewall or no more than 20 inches from the toilet if mounted on the back wall. The feminine napkin disposal should be mounted no higher than 48 inches on either wall but would be recommended to mount under the grab bars.</p>	<p>4</p>		<p>\$ 125.00</p>		
	<p>The women's locker-room does not provide a 12 centerline for the rear grab bar.</p>	<p>ADAAG 604.5.2</p>	<p>Relocate the rear grab bar to provide 12 inches from the centerline of the toilet to the corner and at least 24 inches from the centerline to the transfer side of the toilet. Mount the grab bars to between 33 inches to 36 inches to the top.</p>	<p>3</p>		<p>\$ 195.00</p>		
	<p>The women's locker-room sink panel is mounted and provides only a 19 inch clearance.</p>	<p>ADAAG 606.5</p>	<p>Re-set the pipe protective panel to provide the minimum 27 inches knee clearance at a minimum of 8 inches back. Option: Remove panel and install protective pipe wrapping.</p>	<p>3</p>		<p>\$ 185.00</p>		



Photo	Barrier	ADAAG/IAC	Solution	Priority	By Whom	Projected Cost	Projected Date	Action Taken
Men's Locker-room								
	The men's locker-room has 227 lockers but none are of an accessible design.	ADAAG 225.1 & 811	Provide at least 5% (or in this case (12) of the lockers with the coat hook and shelf no higher than 48 inches for a side approach or front approach. The base should be no lower than 15 inches. A 30 inches by 48 inches clear floor space should be provided at the accessible lockers with accessible locker door hardware. If applicable, provide these at or near the accessible bench.	2		\$ 7,450.00		
	The men's locker-room does not provide an accessible changing bench.	ADAAG 222 & 903	Provide a bench that is a minimum 42 inches long, and a minimum of 20 inches to a maximum of 24 inches deep. The bench should be affixed to a wall or have a back support that extends at least 42 inches the length of the bench at a point a maximum of 2 inches above the seat. The accessible bench should be adjacent to the accessible lockers and have a seat between 17 inches to 19 inches AFF.	2		\$ 955.00		




Photo	Barrier	ADAAG/IAC	Solution	Priority	By Whom	Projected Cost	Projected Date	Action Taken
	The men's locker-room sink panel is mounted to provide only a 18 inch knee clearance.	ADAAG 606.5	Re-set the pipe protective panel to provide the minimum 27 inches knee clearance at a minimum of 8 inches back. Option: Remove panel and install protective pipe wrapping.	3		\$ 185.00		
Steam Room								
	The men's locker-room steam room door has an opening force too high at 12 lbs. and closes too quickly at 4 seconds.	ADAAG 404.2.8 & ADAAG 404.2.9	Adjust the closer so the door opening force is no heavier than 5 lbs. to open and takes a minimum of 5 seconds to close or provide an automatic door opener at the door.	2		\$ 125.00		
	The men's locker-room steam room bench does not provide a companion seating space.	IAC 1011.2.1	Provide a clear ground space of at least 36 inches by 48 inches positioned near the bench with one side adjoining the walkway. The clear ground space should have a slope no steeper than 2% in all directions. The clear ground space should not overlap the accessible route or another clear ground space.	2		\$ 375.00		



Photo	Barrier	ADAAG/IAC	Solution	Priority	By Whom	Projected Cost	Projected Date	Action Taken
	<p>The men's locker-room stall does not provide an inside handle.</p>	<p>ADAAG 604.8.1.2</p>	<p>Provide a door pull complying with ADAAG 404.2.7 on the inside of the door near the latch.</p>	<p>3</p>		<p>\$ 125.00</p>		
	<p>The men's locker-room toilet paper dispenser is mounted only 6 1/4 inches above the grab bar.</p>	<p>ADAAG 604.7</p>	<p>Remount the toilet paper dispenser to be no lower than 15 inches, no higher than 48 inches AFF and a centerline of the double roll dispenser that is a minimum of 7 inches to a maximum of 9 inches in front of the toilet. If above the grab bar provide at least 12 inches clearance between the grab bar and the bottom of the toilet paper dispenser. Do not mount the toilet paper dispenser behind the side grab bar. Recommendation: It would be recommended to mount the toilet paper dispenser 1 1/2 inches minimum under the side grab bar and no lower than 15 inches AFF.</p>	<p>3</p>		<p>\$ 310.00</p>		




Photo	Barrier	ADAAG/IAC	Solution	Priority	By Whom	Projected Cost	Projected Date	Action Taken
	<p>The men's locker-room rear grab bar has a centerline of only 9 1/2 inches.</p>	<p>ADAAG 604.5.2</p>	<p>Relocate the rear grab bar to provide 12 inches from the centerline of the toilet to the corner and at least 24 inches from the centerline to the transfer side of the toilet. Mount the grab bars to between 33 inches to 36 inches to the top.</p>	<p>3</p>		<p>\$ 195.00</p>		
	<p>The men's locker-room transfer shower is too deep at 48 inches.</p>	<p>ADAAG 608.2.1</p>	<p>Provide a transfer shower that is 36 inches by 36 inches clear dimension, a 36 inch by 48 inch clear floor space at the entry of the shower, a shower seat 17 inches to 19 inches above the bathroom floor and extends the full width of the shower, grab bars opposite the seat for the full wall of the control wall and half of the side wall.</p>	<p>3</p>		<p>\$ 4,500.00</p>		
	<p>The men's locker-room transfer shower coat hook is mounted too high at 52 inches AFF.</p>	<p>ADAAG 308</p>	<p>Lower the existing coat hook or add a second coat hook at 48 inches AFF.</p>	<p>4</p>		<p>\$ 75.00</p>		



Photo	Barrier	ADAAG/IAC	Solution	Priority	By Whom	Projected Cost	Projected Date	Action Taken
	The men's locker room has a wheelchair height drinking fountain but not a standing height.	ADAAG 211 & ADAAG 602	Provide another individual drinking fountain at a standing height between 38 inches minimum to 43 inches maximum to the spout. Option: Remove existing drinking fountain and install a single Hi-Lo drinking fountain that provides a wheelchair accessible fountain with a spout at 36 inches maximum and a standing drinking fountain with a height between 38 inches minimum and 43 inches maximum. The toe clearance should be a minimum of 9 inches.	4		\$ 2,875.00		
Group Exercise Room								
	The group exercise room door has an opening force too high at 10 lbs.	ADAAG 404.2.8 & ADAAG 404.2.9	Adjust the closer so the door opening force is no heavier than 5 lbs. to open and takes a minimum of 5 seconds to close or provide an automatic door opener at the door.	2		\$ 125.00		




Photo	Barrier	ADAAG/IAC	Solution	Priority	By Whom	Projected Cost	Projected Date	Action Taken
	<p>The group exercise room has a drinking fountain that is at a standing height but does not provide an lower one at a wheelchair height.</p>	<p>ADAAG 211 & ADAAG 602</p>	<p>Provide another individual drinking fountain at a wheelchair accessible fountain with a spout at 36 inches maximum and a 27 inch minimum knee clearance . Option: provide a single Hi-Lo drinking fountain that provides a wheelchair accessible fountain with a spout at 36 inches maximum and a 27 inch minimum knee clearance and a standing drinking fountain with a height between 38 inches minimum and 43 inches maximum. The toe clearance should be a minimum of 9 inches.</p>	<p>4</p>		<p>\$ 2,875.00</p>		
	<p>The group exercise room has two paper towel dispenser that are mounted too high at 52 inches.</p>	<p>ADAAG 308</p>	<p>Remount the paper towel dispenser to provide a reach range no higher than 48 inches AFF to the control for a forward reach over an obstruction no deeper than 20 inches or a side reach of 48 inches AFF over an object no deeper than 10 inches.</p>	<p>3</p>		<p>\$ 185.00</p>		
Tennis								
	<p>The tennis has a step out of the emergency exit.</p>	<p>ADAAG 406</p>	<p>Provide a short built-up curb ramp no steeper than 8.3% out the door connected to the walkway and provide a smooth transition at the door threshold.</p>	<p>2</p>		<p>\$ 600.00</p>		




Photo	Barrier	ADAAG/IAC	Solution	Priority	By Whom	Projected Cost	Projected Date	Action Taken
	The tennis emergency exit door has an opening force too high at 11 lbs.	IAC 404.2.9	Adjust the closer so the door opening force is no heavier than 8.5 lbs. to open and takes a minimum of 5 seconds to close or provide an automatic door opener at the door.	1		\$ 125.00		
	The drinking fountain by the tennis area is at a standing height but does not provide a wheelchair height.	ADAAG 211 & ADAAG 602	Provide another individual drinking fountain at a standing height between 38 inches minimum to 43 inches maximum to the spout. Option: Remove existing drinking fountain and install a single Hi-Lo drinking fountain that provides a wheelchair accessible fountain with a spout at 36 inches maximum and a standing drinking fountain with a height between 38 inches minimum and 43 inches maximum. The toe clearance should be a minimum of 9 inches.	4		\$ 2,875.00		
	The AED protrudes out 8 1/4 inches at 41 inches AFF.	ADAAG 307	Provide a cane detectable barrier below 27 inches and the width of the protruding object. Option 1: Move the defibulator out of the accessible route. Option 2: Provide recessed defibrillator.	1		\$ 750.00		




Photo	Barrier	ADAAG/IAC	Solution	Priority	By Whom	Projected Cost	Projected Date	Action Taken
	The hangers in the public area are mounted too high at 57 inches AFF.	ADAAG 222.1 & ADAAG 308	Provide 5% of the coat hangers, at a reach range no higher than 48 inches AFF for a forward reach over an obstruction no deeper than 20 inches or a side reach of 48 inches AFF over an object no deeper than 10 inches. Option: Mount the appropriate number of coat hooks at the lower height.	4		\$ 250.00		
Fitness Room								
	The Fitness Room double doors both have an opening force too high at 11 lbs.	ADAAG 404.2.8 & ADAAG 404.2.9	Adjust the closer so the door opening force is no heavier than 5 lbs. to open and takes a minimum of 5 seconds to close or provide an automatic door opener at the door.	2		\$ 250.00		
	The Fitness Room emergency exit door has an opening force too high at 10 lbs.	ADAAG 404.2.8 & ADAAG 404.2.9	Adjust the closer so the door opening force is no heavier than 5 lbs. to open and takes a minimum of 5 seconds to close or provide an automatic door opener at the door.	2		\$ 125.00		




Photo	Barrier	ADAAG/IAC	Solution	Priority	By Whom	Projected Cost	Projected Date	Action Taken
	The Fitness Room has a wheelchair height drinking fountain but not a standing height drinking fountain.	ADAAG 211 & ADAAG 602	Provide another individual drinking fountain at a standing height between 38 inches minimum to 43 inches maximum to the spout. Option: Remove existing drinking fountain and install a single Hi-Lo drinking fountain that provides a wheelchair accessible fountain with a spout at 36 inches maximum and a standing drinking fountain with a height between 38 inches minimum and 43 inches maximum. The toe clearance should be a minimum of 9 inches.	4		\$ 2,875.00		
Kids Plus								
 	The Kids Plus Room rugs are too loose and could be a tripping hazard.	ADAAG 302.2	Provide a rug/mat with a heavier backing or tape the mat to the floor.	1		\$ 185.00		





Photo	Barrier	ADAAG/IAC	Solution	Priority	By Whom	Projected Cost	Projected Date	Action Taken
	The Kids Plus Room door bell is too high at 58 inches AFF.	ADAAG 308	Remount the doorbell to be not higher than 48 inches AFF.	4		\$ 310.00		
Sunbeams and Rainbows								
	The Sunbeams and Rainbows Preschool Room has a door opening force too high at 8 lbs.	ADAAG 404.2.8 & ADAAG 404.2.9	Adjust the closer so the door opening force is no heavier than 5 lbs. to open and takes a minimum of 5 seconds to close or provide an automatic door opener at the door.	2		\$ 125.00		
	The coat hooks at the Sunbeams and Rainbows is too high at 60 inches AFF.	ADAAG 308.1	Depending on the age of the students, provide 5% of the coat hooks at a height no higher than 36 inches AFF for ages 3 to 4, 40 inches AFF for ages 5 to 8 and 44 inches AFF for ages 9 to 12.	2		\$ 185.00		
	The Sunbeams and Rainbows Preschool Room has a door opening force too high at 8 lbs.	ADAAG 404.2.8 & ADAAG 404.2.9	Adjust the closer so the door opening force is no heavier than 5 lbs. to open and takes a minimum of 5 seconds to close or provide an automatic door opener at the door.	2		\$ 125.00		




Photo	Barrier	ADAAG/IAC	Solution	Priority	By Whom	Projected Cost	Projected Date	Action Taken
	The Sunbeams and Rainbows Preschool Room left toilet has a 18 inch centerline and a 15 inch height.	ADAAG 604	Depending on the age of the children the toilet should have a centerline of 12 inches and height of 11 inches to 12 inches for children ages 3 to 4, a centerline of 12 inches to 15 inches and height of 12 inches to 15 inches for children ages 5 to 8 and a centerline of 15 inches to 18 inches and height of 15 inches to 17 inches for children ages 9 to 12.	3		\$ 2,070.00		
	The Sunbeams and Rainbows Preschool Room left restroom grab bars are mounted at 33 1/4 inches AFF.	ADAAG 604.9.4	Depending on the age of children, the children's grab bar at the accessible toilet should be mounted at 18 inches AFF to 20 inches AFF for children ages 3 to 4, 20 inches AFF to 25 inches AFF for children ages 5 to 8 and 25 inches to 27 inches for children ages 9 to 12. The rear grab bar to provide at least 12 inches from the centerline of the toilet to the corner and at least 24 inches from the centerline to the transfer side of the toilet.	3		\$ 440.00		
	The Sunbeams and Rainbows Preschool Room left restroom soap dispenser is mounted too high at 41 inches AFF.	ADAAG 308.1	Depending on the age of the students, remount the soap dispenser to be no higher than 36 inches AFF for ages 3 to 4, 40 inches AFF for ages 5 to 8 and 44 inches AFF for ages 9 to 12.	2		\$ 185.00		




Photo	Barrier	ADAAG/IAC	Solution	Priority	By Whom	Projected Cost	Projected Date	Action Taken
	The Sunbeams and Rainbows Preschool Room left restroom paper towel dispenser is mounted too high at 46 inches.	ADAAG 308.1	Depending on the age of the student, remount the paper towel dispenser at a height between 20 inches to 36 inches for ages 3 to 4, 18 inches to 40 inches for ages 5 to 8 and 16 inches to 44 inches for ages 9 to 12.	2		\$ 185.00		
Right Restroom								
	The Sunbeams and Rainbows Preschool Room right restroom has a door opening force too high at 7 lbs.	ADAAG 404.2.8 & ADAAG 404.2.9	Adjust the closer so the door opening force is no heavier than 5 lbs. to open and takes a minimum of 5 seconds to close or provide an automatic door opener at the door.	3		\$ 125.00		
	The Sunbeams and Rainbows Preschool Room right restroom toilet has a 18 1/4 inch centerline and is 15 1/4 inches AFF.	ADAAG 604	Depending on the age of the children the toilet should have a centerline of 12 inches and height of 11 inches to 12 inches for children ages 3 to 4, a centerline of 12 inches to 15 inches and height of 12 inches to 15 inches for children ages 5 to 8 and a centerline of 15 inches to 18 inches and height of 15 inches to 17 inches for children ages 9 to 12.	3		\$ 2,070.00		




Photo	Barrier	ADAAG/IAC	Solution	Priority	By Whom	Projected Cost	Projected Date	Action Taken
	<p>The Sunbeams and Rainbows Preschool Room right restroom grab bars are too high at 34 inches AFF.</p>	<p>ADAAG 604.9.4</p>	<p>Depending on the age of children, the children's grab bar at the accessible toilet should be mounted at 18 inches AFF to 20 inches AFF for children ages 3 to 4, 20 inches AFF to 25 inches AFF for children ages 5 to 8 and 25 inches to 27 inches for children ages 9 to 12. The rear grab bar to provide at least 12 inches from the centerline of the toilet to the corner and at least 24 inches from the centerline to the transfer side of the toilet.</p>	<p>3</p>		<p>\$ 440.00</p>		
	<p>The Sunbeams and Rainbows Preschool Room right restroom sink is too high at 33 inches AFF.</p>	<p>ADAAG 606</p>	<p>For sinks used primarily by children 5 years old or younger, mount the rim to be no higher than 31 inches and allow a parallel approach. For children 6 years to 12 years provide a new sink with a minimum 24 inches knee space, a rim height no higher than 31 inches, a minimum 15 inch centerline from the wall, clear floor space, pipe wrapping and accessible faucets.</p>	<p>3</p>		<p>\$ 4,600.00</p>		
	<p>The Sunbeams and Rainbows Preschool Room right restroom soap dispenser is mounted too high at 41 1/2 inches AFF.</p>	<p>ADAAG 308.1</p>	<p>Depending on the age of the students, remount the soap dispenser to be no higher than 36 inches AFF for ages 3 to 4, 40 inches AFF for ages 5 to 8 and 44 inches AFF for ages 9 to 12.</p>	<p>2</p>		<p>\$ 185.00</p>		




Photo	Barrier	ADAAG/IAC	Solution	Priority	By Whom	Projected Cost	Projected Date	Action Taken
	The Sunbeams and Rainbows Preschool Room right restroom paper towel dispenser is mounted too high at 47 inches AFF.	ADAAG 308.1	Depending on the age of the student, remount the paper towel dispenser at a height between 20 inches to 36 inches for ages 3 to 4, 18 inches to 40 inches for ages 5 to 8 and 16 inches to 44 inches for ages 9 to 12.	2		\$ 185.00		
	The Sunbeams and Rainbows Preschool Room mirror is mounted too high at 43 1/2 inches AFF.	ADAAG 603.3	Lower the mirror above the sink or countertop to be no higher than 40 inches to the reflective surface. Mirrors not mounted above the sink or a counter top should be mounted no higher than 35 inches to the reflective surface. UD - A full-length mirror would be a recommended option.	4		\$ 620.00		
	The Sunbeams and Rainbows Preschool Room drinking fountain knee clearance is only 26 1/4 inches AFF.	ADAAG 602.2	For children, provide a drinking fountain with a parallel approach and the spout is a maximum of 30 inches to the spout.	4		\$ 1,250.00		




Photo	Barrier	ADAAG/IAC	Solution	Priority	By Whom	Projected Cost	Projected Date	Action Taken
	The Sunbeams and Rainbows Preschool Room does not provide a standing height.	ADAAG 211 & ADAAG 602	Provide another individual drinking fountain at a standing height between 38 inches minimum to 43 inches maximum to the spout. Option: Remove existing drinking fountain and install a single Hi-Lo drinking fountain that provides a wheelchair accessible fountain with a spout at 36 inches maximum and a standing drinking fountain with a height between 38 inches minimum and 43 inches maximum. The toe clearance should be a minimum of 9 inches.	4		\$ 2,875.00		
	The Sunbeams and Rainbows Preschool Room exit door is alarmed and assume too high.	IAC 404.2.9	Adjust the closer so the door opening force is no heavier than 8.5 lbs. to open and takes a minimum of 5 seconds to close or provide an automatic door opener at the door.	1		\$ 125.00		
Multipurpose Room								
	The Multi-Purpose Room double doors have an opening force too high at 10 lbs. and 11 lbs.	IAC 404.2.9	Adjust the closer so the door opening force is no heavier than 8.5 lbs. to open and takes a minimum of 5 seconds to close or provide an automatic door opener at the door.	1		\$ 250.00		



Photo	Barrier	ADAAG/IAC	Solution	Priority	By Whom	Projected Cost	Projected Date	Action Taken
	<p>The Multi-Purpose Room drinking fountain as a knee clearance of only 26 inches.</p>	<p>ADAAG 211 & ADAAG 602</p>	<p>Provide two individual drinking fountain or a single Hi-Lo drinking fountain that provides a wheelchair accessible fountain with a spout at 36 inches maximum and a 27 inch minimum knee clearance plus a standing drinking fountain with a height between 38 inches minimum and 43 inches maximum. The toe clearance should be a minimum of 9 inches and the clear floor space should be a minimum of 48 inches long and 30 inches wide centered on the drinking fountain. The water flow should be at least 4 inches high and located within 5 inches from the front of the drinking fountain. UD - Provide a triple bowl system that has a drinking fountain spout at a child's height of approximately 29 inches.</p>	<p>4</p>		<p>\$ 5,700.00</p>		
	<p>The Multi-Purpose Room paper towel dispenser is mounted too high at 51 inches AFF.</p>	<p>ADAAG 308</p>	<p>Remount the paper towel dispenser to provide a reach range no higher than 48 inches AFF to the control for a forward reach over an obstruction no deeper than 20 inches or a side reach of 48 inches AFF over an object no deeper than 10 inches.</p>	<p>3</p>		<p>\$ 185.00</p>		




Photo	Barrier	ADAAG/IAC	Solution	Priority	By Whom	Projected Cost	Projected Date	Action Taken
	<p>The Multi-Purpose Room exit is alarmed but assume too high.</p>	<p>IAC 404.2.9</p>	<p>Adjust the closer so the door opening force is no heavier than 8.5 lbs. to open and takes a minimum of 5 seconds to close or provide an automatic door opener at the door.</p>	<p>1</p>		<p>\$ 125.00</p>		
	<p>Racquetball court door force is too high at 14 lbs.</p>	<p>ADAAG 404.2.8 & ADAAG 404.2.9</p>	<p>Adjust the closer so the door opening force is no heavier than 5 lbs. to open and takes a minimum of 5 seconds to close or provide an automatic door opener at the door.</p>	<p>2</p>		<p>\$ 125.00</p>		
	<p>The drinking fountain does not provide a wheelchair height.</p>	<p>ADAAG 211 & ADAAG 602</p>	<p>Provide another individual drinking fountain at a wheelchair accessible fountain with a spout at 36 inches maximum and a 27 inch minimum knee clearance . Option: provide a single Hi-Lo drinking fountain that provides a wheelchair accessible fountain with a spout at 36 inches maximum and a 27 inch minimum knee clearance and a standing drinking fountain with a height between 38 inches minimum and 43 inches maximum. The toe clearance should be a minimum of 9 inches.</p>	<p>4</p>		<p>\$ 2,875.00</p>		




Photo	Barrier	ADAAG/IAC	Solution	Priority	By Whom	Projected Cost	Projected Date	Action Taken
	The massage table is not adjustable.	Proposed ADAAG M101	Recommendation: The Access Board is in the process of developing standards for accessible massage tables that are adjustable in height.	2		\$ 8,700.00		
Pool								
	The pool stair railings are too far apart at 45 inches.	ADAAG 1009.6	Provide pool stairs with riser heights 4 inches minimum to 7 inches maximum, no open risers, treads 11 inches deep minimum and handrails on both sides of the stairs that are 20 inches minimum to 24 inches maximum between handrails and 34 inches to 38 inches to the top of the handrail.	2		\$ 4,375.00		
	The drinking fountain at the pool does not provide a standing height.	ADAAG 211 & ADAAG 602	Provide another individual drinking fountain at a standing height between 38 inches minimum to 43 inches maximum to the spout. Option: Remove existing drinking fountain and install a single Hi-Lo drinking fountain that provides a wheelchair accessible fountain with a spout at 36 inches maximum and a standing drinking fountain with a height between 38 inches minimum and 43 inches maximum. The toe clearance should be a minimum of 9 inches.	4		\$ 2,875.00		
Dry Sauna								





Photo	Barrier	ADAAG/IAC	Solution	Priority	By Whom	Projected Cost	Projected Date	Action Taken
	The dry sauna does not provide a companion seating space.	ADAAG 612	Provide a sauna and steam room with a minimum 5 foot turning radius and if benches are provided they should comply with ADAAG 903.	2		\$ 600.00		
	The door to the racquetball courts has a door opening force too high at 13 lbs.	ADAAG 404.2.8 & ADAAG 404.2.9	Adjust the closer so the door opening force is no heavier than 5 lbs. to open and takes a minimum of 5 seconds to close or provide an automatic door opener at the door.	2		\$ 125.00		
	The stairs does not provide a cane detectable barrier.	ADAAG 307.4	Provide a cane detectable barrier at the base of the stairway when the vertical clearance is below 80 inches AFF.	1		\$ 2,530.00		
First All Gender Restroom								
	The first all gender restroom side grab bar is only 36 inches long.	ADAAG 604.5.1	Provide a side grab bar a minimum of 42 inches long and exactly 12 inches from the corner. The grab bar should be mounted 33 inches to 36 inches AFF to the top of the grab bar.	3		\$ 225.00		



Photo	Barrier	ADAAG/IAC	Solution	Priority	By Whom	Projected Cost	Projected Date	Action Taken
	<p>The first all gender restroom toilet paper dispenser is only 10 inches above the side grab bar.</p>	<p>ADAAG 604.7</p>	<p>Remount the toilet paper dispenser to be no lower than 15 inches, no higher than 48 inches AFF and a centerline of the dispenser that is a minimum of 7 inches to a maximum of 9 inches in front of the toilet. If above the grab bar provide at least 12 inches clearance between the grab bar and the bottom of the toilet paper dispenser. Do not mount the toilet paper dispenser behind the side grab bar. Recommendation: It would be recommended to mount the toilet paper dispenser 1 1/2 inches minimum under the side grab bar and no lower than 15 inches AFF.</p>	<p>3</p>		<p>\$ 310.00</p>		
	<p>The first all gender restroom coat hook is too high at 68 1/2 inches AFF.</p>	<p>ADAAG 308</p>	<p>Lower the existing coat hook or add a second coat hook at 48 inches AFF.</p>	<p>4</p>		<p>\$ 75.00</p>		



Photo	Barrier	ADAAG/IAC	Solution	Priority	By Whom	Projected Cost	Projected Date	Action Taken
Second All Gender Restroom								
	The second all gender restroom mirror is too high at 41 inches AFF.	ADAAG 603.3	Lower the mirror above the sink or countertop to be no higher than 40 inches to the reflective surface. Mirrors not mounted above the sink or a counter top should be mounted no higher than 35 inches to the reflective surface. UD - A full-length mirror would be a recommended option.	4		\$ 620.00		
	The second all gender restroom side grab bar is only 36 inches long.	ADAAG 604.5.1	Provide a side grab bar a minimum of 42 inches long and exactly 12 inches from the corner. The grab bar should be mounted 33 inches to 36 inches AFF to the top of the grab bar.	3		\$ 225.00		



Photo	Barrier	ADAAG/IAC	Solution	Priority	By Whom	Projected Cost	Projected Date	Action Taken
	<p>The second all gender restroom toilet paper dispenser is mounted only 7 inches above the side grab bar.</p>	<p>ADAAG 604.7</p>	<p>Remount the toilet paper dispenser to be no lower than 15 inches, no higher than 48 inches AFF and a centerline of the dispenser that is a minimum of 7 inches to a maximum of 9 inches in front of the toilet. If above the grab bar provide at least 12 inches clearance between the grab bar and the bottom of the toilet paper dispenser. Do not mount the toilet paper dispenser behind the side grab bar. Recommendation: It would be recommended to mount the toilet paper dispenser 1 1/2 inches minimum under the side grab bar and no lower than 15 inches AFF.</p>	<p>3</p>		<p>\$ 310.00</p>		
	<p>The second all gender restroom coat hook is mounted too high at 68 1/2 inches AFF.</p>	<p>ADAAG 308</p>	<p>Lower the existing coat hook or add a second coat hook at 48 inches AFF.</p>	<p>4</p>		<p>\$ 75.00</p>		




Photo	Barrier	ADAAG/IAC	Solution	Priority	By Whom	Projected Cost	Projected Date	Action Taken
	<p>The drinking fountain does not provide a standing height.</p>	<p>ADAAG 211 & ADAAG 602</p>	<p>Provide another individual drinking fountain at a standing height between 38 inches minimum to 43 inches maximum to the spout. Option: Remove existing drinking fountain and install a single Hi-Lo drinking fountain that provides a wheelchair accessible fountain with a spout at 36 inches maximum and a standing drinking fountain with a height between 38 inches minimum and 43 inches maximum. The toe clearance should be a minimum of 9 inches.</p>	<p>4</p>		<p>\$ 2,875.00</p>		
	<p>The shelf protrudes out 6 1/4 inches at 48 1/2 inches AFF.</p>	<p>ADAAG 307</p>	<p>Provide a cane detectable barrier below 27 inches and the width of the protruding object.</p>	<p>1</p>		<p>\$ 750.00</p>		
	<p>The bottom stairs has an opening face.</p>	<p>ADAAG 504.3</p>	<p>Provide a solid material over the riser to cover openings that could be a tripping hazard.</p>	<p>1</p>		<p>\$ 100.00</p>		








Photo	Barrier	ADAAG/IAC	Solution	Priority	By Whom	Projected Cost	Projected Date	Action Taken
	The reserved lockers are not of an accessible design.	ADAAG 225.1 & 811	Provide at least 5% of the lockers with accessible locker door hardware. If applicable, provide these at or near the accessible bench.	2		\$ 620.00		
	The other stairs have 22 open face stairs.	ADAAG 504.3	Provide a solid material over the riser to cover openings that could be a tripping hazard.	1		\$ 3,200.00		
	The hanger near the front counter are too high at 60 inches AFF.	ADAAG 222.1 & ADAAG 308	Provide 5% of the coat hangers, at a reach range no higher than 48 inches AFF for a forward reach over an obstruction no deeper than 20 inches or a side reach of 48 inches AFF over an object no deeper than 10 inches. Option: Mount the appropriate number of coat hooks at the lower height.	4		\$ 250.00		
	The 11 tables at the front are not of an accessible design.	ADAAG 226 & ADAAG 902	Provide at least 5% of the tables but not less than one, with a minimum knee clearance of 27 inches AFF, 17 inches to 25 inches knee and toe clearance and located on the shortest accessible route. UD - Purchase only tables that provide the proper accessibility dimensions.	2		\$ 750.00		

Photo	Barrier	ADAAG/IAC	Solution	Priority	By Whom	Projected Cost	Projected Date	Action Taken
	The drinking fountain does not provide a standing height.	ADAAG 211 & ADAAG 602	Provide another individual drinking fountain at a standing height between 38 inches minimum to 43 inches maximum to the spout. Option: Remove existing drinking fountain and install a single Hi-Lo drinking fountain that provides a wheelchair accessible fountain with a spout at 36 inches maximum and a standing drinking fountain with a height between 38 inches minimum and 43 inches maximum. The toe clearance should be a minimum of 9 inches.	4		\$ 2,875.00		
	The two exit door are alarmed but assume too high.	IAC 404.2.9	Adjust the closer so the door opening force is no heavier than 8.5 lbs. to open and takes a minimum of 5 seconds to close or provide an automatic door opener at the door.	1		\$ 250.00		
	The stain door has an opening force too high at 11 lbs.	ADAAG 404.2.8 & ADAAG 404.2.9	Adjust the closer so the door opening force is no heavier than 5 lbs. to open and takes a minimum of 5 seconds to close or provide an automatic door opener at the door.	2		\$ 125.00		

Estimated Total Cost for Accessibility Upgrades at Courts Plus **\$109,553.00**