

Sugar Creek Golf Course



Sugar Creek Golf Course is a public golf course that provides parking, restrooms, bar area and equipment shop. The main issues at this facility are parking spaces have slope issues, parking signs are not mounted at the center head, inline curb ramps are not provided, gaps are too wide, abrupt transition too high, benches do not provide enough space for accessible golf carts, portable toilet is not of an accessible design, door force is too high and/or close too quickly, signage is not provided to offer assistance in the product shop, mirrors are mounted too high, coat hooks are mounted too high, stall door inside handles are not provided, toilet paper dispensers are mounted to the side, grab bars are mounted too high, a cleaner and plunger are in the clear floor space of the toilet, pipe protection is not provided, a standing height drinking fountain is not provided, a counter is mounted too high. **Please Note:** When a **UD** is indicated, this is a Universal Design (**UD**) recommendation to enhance accessibility. The **UD** recommendation is not required to meet the minimum accessibility standards but it would be encouraged. If used in this report, the letters, **AFF** stand for above finished floor. **Also Please Note:** An accessible golf cart is not provided. Consider a shared program with another local golf course or purchase one for the course.

The report uses two different accessibility codes. The 2010 Americans with Disabilities Act Accessibility Guidelines (ADAAG) can be downloaded from the Access Board website. The website is www.access-board.gov. In addition, the Illinois Accessibility Code (IAC) was also used in this report. This code can be downloaded from the website, www.cbd.state.il.us/IAC. The estimated costs for correction of access barriers are taken from the "Means ADA Compliance Pricing Guide 2nd Edition". Each estimated cost for corrective actions has been adjusted for inflation and regional costs to better reflect the 2024 expenses in the suburban Chicagoland area.



The Elmhurst Park District is part of a local government which requires compliance with Title II of the Americans with Disabilities Act (ADA). Changes to the Park District would allow for equal opportunity to participate in programs and activities, effective communication, and program accessibility. Access to programs and activities can be achieved by removal of physical barriers, modification of policies, practices and procedures that discriminate against a person with a disability and relocation to an accessibility facility. In existing facilities, the ADA does allow the relocation of a program from an inaccessible facility to an accessible facility until all access barriers have been removed. See 28 C.F.R. §35.150(a)(1);(b)(1) for additional information.

PLEASE NOTE: In existing facilities, the ADA does allow the relocation of a program from an inaccessible facility to an accessible facility until all access barriers have been removed. See 28 C.F.R. §35.150(a)(1);(b)(1) for additional information. ADAAG 206.2 requires that at least one accessible route be provided within the boundary of the site. The reports provide comments on all routes that when upgrades are made in the future modifications can be made to correct the access barrier or in some cases modify to the greatest extent possible.

| Photo | Barrier | ADAAG/IAC | Solution | Priority | By Whom | Projected Cost | Projected Date | Action Taken |
|-------|---------|-----------|----------|----------|---------|----------------|----------------|--------------|
|-------|---------|-----------|----------|----------|---------|----------------|----------------|--------------|




Sugar Creek Golf Course



| Photo | Barrier | ADAAG/IAC | Solution | Priority | By Whom | Projected Cost | Projected Date | Action Taken |
|--|---|-----------|--|----------|---------|----------------|----------------|--------------|
| <p>The parking lot has 89 spaces and 5 of them are accessible. For this size lot, only 4 are required to be accessible. Since each present accessible space has some type of issue, the removal of an accessible space and creating two standard parking spaces is possible. The more spaces that are made accessible does not violate any code requirements. The suggestion was to still provide the adequate number for this parking lot as well as reduce the cost of eliminating this access issues in one parking space.</p> | | | | | | | | |
| <p>The golf course also does not provide an accessible golf cart. This golf cart is designed for a person that can not walk, had difficulty walking or other health issues. Some park districts have purchased one accessible golf cart that they share between the districts. Individuals will reserve it online for the dates they want to use it and it gets transported to that golf course. If more requests come in, then consideration for Elmhurst to purchase its own accessible golf cart might be a consideration at that time.</p> | | | | | | | | |
|  | The parking space across from the three accessible spaces has a cross slope too steep at up to 3.1% | IAC 502.4 | Regrade the parking spaces to be no steeper than 2% in all directions. | 1 | | \$ 1,275.00 | | |
|  | The parking space across from the three accessible spaces does not provide a sign at the center head. | IAC 502.6 | Relocate the accessible parking sign, fine sign and post to the head of the accessible parking space. The signs should be mounted the at the head of the new accessible parking space no more than 72 inches back and minimum of 60 inches above the ground and a maximum of 9 feet from finished grade to the bottom of the International Symbol of Accessibility sign. | 1 | | \$ 285.00 | | |




Sugar Creek Golf Course



| Photo | Barrier | ADAAG/IAC | Solution | Priority | By Whom | Projected Cost | Projected Date | Action Taken |
|---|---|-------------|--|----------|---------|----------------|----------------|--------------|
|  | The other stand along parking space has a running slope too steep at up to 3.2%. | IAC 502.4 | Regrade the parking spaces to be no steeper than 2% in all directions. | 1 | | \$ 1,275.00 | | |
|  | The other stand along parking space does not provide a sign at the center head. | IAC 502.6 | Relocate the accessible parking sign, fine sign and post to the head of the accessible parking space. The signs should be mounted the at the head of the new accessible parking space no more than 72 inches back and minimum of 60 inches above the ground and a maximum of 9 feet from finished grade to the bottom of the International Symbol of Accessibility sign. | 1 | | \$ 285.00 | | |
|  | The 3 accessible spaces next to the building have cross slopes too steep at 3.3% to 4.4%. | ADAAG 403.3 | Attempt a "mud jacking" technique or remove and regrade section to provide a cross slope no greater than 2%. | 1 | | \$ 3,825.00 | | |





Sugar Creek Golf Course



| Photo | Barrier | ADAAG/IAC | Solution | Priority | By Whom | Projected Cost | Projected Date | Action Taken |
|---|---|-------------------------|--|----------|---------|----------------|----------------|--------------|
|  | The 3 accessible spaces next to the building have parking signage not at the center head of the parking space. | IAC 502.6 & ADAAG 502.6 | Relocate the accessible parking sign, fine sign and post to the head of the accessible parking space. The signs should be mounted the at the head of the new accessible parking space no more than 72 inches back and minimum of 60 inches above the ground and a maximum of 9 feet from finished grade to the bottom of the International Symbol of Accessibility sign. | 1 | | \$ 855.00 | | |
|  | The 3 accessible parking spaces next to the building do not provide inline curb ramp where the walkway and access aisle meet. | ADAAG 406 | Provide an in-line or parallel curb ramp with a cross slope no steeper than 2% and side ramps no steeper than 8.3%. | 1 | | \$ 6,000.00 | | |
|  | The curb ramp at the parking lot has both a gap of 2 inches and an abrupt transition of 1 inch at the gutter. | ADAAG 406.2 | Remove and replace the gutter adjoining the curb ramp to have a slope no steeper than 5% on the street side and 8.3% or less on the ramp side and a smooth transition to the curb ramp. | 1 | | \$ 375.00 | | |




Sugar Creek Golf Course



| Photo | Barrier | ADAAG/IAC | Solution | Priority | By Whom | Projected Cost | Projected Date | Action Taken |
|---|--|-------------|---|----------|---------|----------------|----------------|--------------|
|  | The curb ramp at the parking lot has a running slope too steep at 11%. | ADAAG 406 | Provide a curb ramp with a running slope no steeper than 8.3% and a cross slope no steeper than 2% and a smooth transition to the sidewalk and street gutter. | 1 | | \$ 2,000.00 | | |
|  | The walkway along the parking lots and building ramp has a cross slope too steep at 5.8% for 35 feet. | ADAAG 403.3 | Attempt a "mud jacking" technique or remove and regrade section to provide a cross slope no greater than 2%. | 1 | | \$ 4,025.00 | | |
|  | A gap at the base of the ramp is too wide at 1 inch. | ADAAG 302.3 | Fill in or replace section of walkway to provide a flush transition or an opening no greater than 1/2 inch. | 1 | | \$ 600.00 | | |
|  | An accessible golf cart is not provided. Consider a shared program with another golf course or purchase one for Sugar Creek. | ADAAG 1006 | Provide a minimum of one accessible golf cart. This can be a purchased or shared equipment with other nearby golf course. Provide a policy for notification and reservation of the accessible golf cart by the golf course. | 2 | | \$ 16,000.00 | | |





Sugar Creek Golf Course



| Photo | Barrier | ADAAG/IAC | Solution | Priority | By Whom | Projected Cost | Projected Date | Action Taken |
|---|--|--------------------|--|-----------------|---------|--------------------|----------------|--------------|
|  | <p>The space at the side of the bench at Hole #1 and Hole #8 do not provide the space for an accessible golf cart.</p> | <p>ADAAG 1006</p> | <p>Remove the stand post to provide the spacing necessary next to the benches to allow an accessible golf cart to pull up next to the bench. A minimum 4 foot space is recommended.</p> | <p>2</p> | | <p>\$ 1,000.00</p> | | |
|  | <p>The portable toilet provided on the course is not of an accessible design.</p> | <p>ADAAG 213.2</p> | <p>For portable toilets, provide at least 5% but no less than one be of an accessible portable toilet design on an accessible route and designed with the International Symbol of Accessibility.</p> | <p>3</p> | | <p>N/A</p> | | |
|  | <p>The front doors have an opening force too high at 11 lbs. and 13 lbs. and both door close too quickly at 4 seconds.</p> | <p>IAC 404.2.9</p> | <p>Adjust the closer so the door opening force is no heavier than 8.5 lbs. to open and takes a minimum of 5 seconds to close or provide an automatic door opener at the door.</p> | <p>1</p> | | <p>\$ 250.00</p> | | |




Sugar Creek Golf Course



| Photo | Barrier | ADAAG/IAC | Solution | Priority | By Whom | Projected Cost | Projected Date | Action Taken |
|---|--|-------------------------------|--|----------|---------|----------------|----------------|--------------|
|  | There is no signage at the store area that offer assistance. | ADAAG 216.3 & ADAAG 703 | Signage Recommendation: Provide signage that encourages guest to ask staff for assistance. Provide accessible fonts, letter sizes, contrast of color and mounting heights. Train staff to be aware of how to assist and interact with their guests with disabilities. | 2 | | \$ 225.00 | | |
| Men's Restroom | | | | | | | | |
|  | The men's restroom door has an opening force too high at 13 lbs. | ADAAG 404.2.8 & ADAAG 404.2.9 | Adjust the closer so the door opening force is no heavier than 5 lbs. to open and takes a minimum of 5 seconds to close or provide an automatic door opener at the door. | 3 | | \$ 125.00 | | |
|  | The men's restroom mirror is mounted too high at 42 1/2 inches AFF. | ADAAG 603.3 | Mirrors not mounted above the sink or a counter top should be mounted no higher than 35 inches to the reflective surface. UD - A full-length mirror would be a recommended option. | 4 | | \$ 620.00 | | |
|  | The men's restroom coat hooks are mounted too high at 71 inches AFF. | ADAAG 222.1 & ADAAG 308 | Provide 5% of the coat hooks, but not less than one, at a reach range no higher than 48 inches AFF for a forward reach over an obstruction no deeper than 20 inches or a side reach of 48 inches AFF over an object no deeper than 10 inches. Consider adding additional coat hooks at the lower height. | 4 | | \$ 250.00 | | |





Sugar Creek Golf Course







| Photo | Barrier | ADAAG/IAC | Solution | Priority | By Whom | Projected Cost | Projected Date | Action Taken |
|---|--|--------------------|---|----------|---------|----------------|----------------|--------------|
|  | The men's restroom stall door does not provide an inside handle. | ADAAG 604.8.1.2 | Provide a door pull complying with ADAAG 404.2.7 on the inside of the door near the latch. | 3 | | \$ 125.00 | | |
|  | The men's restroom toilet paper dispenser is mounted too the side of the toilet. | ADAAG 604.7 | Remount the toilet paper dispenser to be no lower than 15 inches, no higher than 48 inches AFF and a centerline of the double roll dispenser that is a minimum of 7 inches to a maximum of 9 inches in front of the toilet. If above the grab bar provide at least 12 inches clearance between the grab bar and the bottom of the toilet paper dispenser. Do no mount the toilet paper dispenser behind the side grab bar. Recommendation: It would be recommend to mount the toilet paper dispenser 1 1/2 inches minimum under the side grab bar and no lower than 15 inches AFF. | 3 | | \$ 310.00 | | |
|  | The men's restroom grab bars are mounted too high at 37 inches AFF. | ADAAG 609.4 | Remount the grab bars to be between 33 inches to 36 inches AFF to the top of the grab bars. | 3 | | \$ 400.00 | | |




Sugar Creek Golf Course



| Photo | Barrier | ADAAG/IAC | Solution | Priority | By Whom | Projected Cost | Projected Date | Action Taken |
|---|--|-------------------------------|--|----------|---------|----------------|----------------|--------------|
|  | The men's restroom cleaner and plunger are in the clear floor space of the toilet. | ADAAG 604.3 | Move the cleaner and plunger to provide a clear floor space of 60 inches measured perpendicular to the side wall and 56 inches measured perpendicular from the rear wall. Train janitorial staff to keep cleaner and plunger out of the clear floor space as a part of your policy and procedures. | 3 | | N/A | | |
| Women's Restroom | | | | | | | | |
|  | The women's restroom door has an opening force too high at 16 lbs. | ADAAG 404.2.8 & ADAAG 404.2.9 | Adjust the closer so the door opening force is no heavier than 5 lbs. to open and takes a minimum of 5 seconds to close or provide an automatic door opener at the door. | 3 | | \$ 125.00 | | |
|  | The women's restroom mirror is mounted too high at 43 1/2 inches AFF. | ADAAG 603.3 | Mirrors not mounted above the sink or a counter top should be mounted no higher than 35 inches to the reflective surface. UD - A full-length mirror would be a recommended option. | 4 | | \$ 620.00 | | |
|  | The women's restroom sink does not provide pipe protection. | ADAAG 606.5 | Provide a protective cover or protective pipe wrapping on the water shut offs and drain pipes. | 3 | | \$ 100.00 | | |




| Photo | Barrier | ADAAG/IAC | Solution | Priority | By Whom | Projected Cost | Projected Date | Action Taken |
|--|---|--------------------|--|----------|---------|----------------|----------------|--------------|
|  | The women's restroom stall door does not provide an inside handle. | ADAAG 604.8.1.2 | Provide a door pull complying with ADAAG 404.2.7 on the inside of the door near the latch. | 3 | | \$ 125.00 | | |
|  | The women's restroom toilet paper dispenser is mounted to the side. | ADAAG 604.7 | Remount the toilet paper dispenser to be no lower than 15 inches, no higher than 48 inches AFF and a centerline of the dispenser that is a minimum of 7 inches to a maximum of 9 inches in front of the toilet. If above the grab bar provide at least 12 inches clearance between the grab bar and the bottom of the toilet paper dispenser. Do not mount the toilet paper dispenser behind the side grab bar. Recommendation: It would be recommended to mount the toilet paper dispenser 1 1/2 inches minimum under the side grab bar and no lower than 15 inches AFF. | 3 | | \$ 310.00 | | |

| Photo | Barrier | ADAAG/IAC | Solution | Priority | By Whom | Projected Cost | Projected Date | Action Taken |
|--|---|--------------------|---|-----------------|---------|------------------|----------------|--------------|
|  | <p>The women's restroom grab bars are mounted too high at 37 inches AFF.</p> | <p>ADAAG 604.5</p> | <p>Provide a rear grab bar a minimum of 36 inches long mounted 12 inches from the centerline of the toilet to the corner and 24 inches from the centerline to the open side of the toilet. Also, provide a side grab bar a minimum of 42 inches long and a maximum of 12 inches from the corner. Both grab bars should be mounted at 33 inches to 36 inches to the top of the grab bar.</p> | <p>3</p> | | <p>\$ 440.00</p> | | |
|  | <p>The women's restroom has a cleaner in the clear floor space of the toilet.</p> | <p>ADAAG 604.3</p> | <p>Move the cleaner to provide a clear floor space of 60 inches measured perpendicular to the side wall and 56 inches measured perpendicular from the rear wall. Train janitorial staff to keep cleaner out of the clear floor space as a part of your policy and procedures.</p> | <p>3</p> | | <p>N/A</p> | | |

| Photo | Barrier | ADAAG/IAC | Solution | Priority | By Whom | Projected Cost | Projected Date | Action Taken |
|---|--|-------------------------------|---|----------|---------|----------------|----------------|--------------|
|  | The drinking fountain does not provide a standing height. | ADAAG 211 & ADAAG 602 | Provide another individual drinking fountain at a standing height between 38 inches minimum to 43 inches maximum to the spout. Option: Remove existing drinking fountain and install a single Hi-Lo drinking fountain that provides a wheelchair accessible fountain with a spout at 36 inches maximum and a standing drinking fountain with a height between 38 inches minimum and 43 inches maximum. The toe clearance should be a minimum of 9 inches. | 4 | | \$ 2,875.00 | | |
|  | The front counter is too high at 36 inches AFF. | IAC 904.3.3 | Provide a section of counter that is no higher than 34 inches and is at least 36 inches long. In alterations where it is technically infeasible to provide an accessible counter, an auxiliary counter meeting those requirements maybe provided. | 2 | | \$ 800.00 | | |
|  | The 6 doors into the bar area have an opening force too high at 15 lbs. to 22 lbs. | ADAAG 404.2.8 & ADAAG 404.2.9 | Adjust the closer so the door opening force is no heavier than 5 lbs. to open and takes a minimum of 5 seconds to close or provide an automatic door opener at the door. | 1 | | \$ 750.00 | | |

Sugar Creek Golf Course



| Photo | Barrier | ADAAG/IAC | Solution | Priority | By Whom | Projected Cost | Projected Date | Action Taken |
|--|--|-------------|--|----------|---------|----------------|----------------|--------------|
|  | The exit door #4 out of the bar area has an opening force too high at 11 lbs. | IAC 404.2.9 | Adjust the closer so the door opening force is no heavier than 8.5 lbs. to open and takes a minimum of 5 seconds to close or provide an automatic door opener at the door. | 1 | | \$ 125.00 | | |
|  | The exit door #3 out of the bar area has an opening force too high at 13 lbs. | IAC 404.2.9 | Adjust the closer so the door opening force is no heavier than 8.5 lbs. to open and takes a minimum of 5 seconds to close or provide an automatic door opener at the door. | 1 | | \$ 125.00 | | |
|  | The exit door #2 out of the bar area has an opening force too high at 13 lbs. and closes too quickly at 4 seconds. | IAC 404.2.9 | Adjust the closer so the door opening force is no heavier than 8.5 lbs. to open and takes a minimum of 5 seconds to close or provide an automatic door opener at the door. | 1 | | \$ 125.00 | | |

Estimated Total Cost for Accessibility Upgrades at Sugar Creek Golf Course \$ 46,625.00