

# Washington Park



Washington Park is a large sized neighborhood park that provides parking, portable toilet, picnic tables, ballfield and playground. The main issues at this park are accessible parking sign is not in the proper location, the accessible parking is not in the correct location, the portable toilet hand sanitizer and toilet paper dispenser is mounted too high, dog waste bags are mounted too high, cross slope is too steep, picnic table does not provide proper knee clearance, abrupt transtion is too high and the playground stairs have an opening face. **Please Note:** When a **UD** is indicated, this is a Universal Design (**UD**) recommendation to enhance accessibility. The **UD** recommendation is not required to meet the minimum accessibility standards but it would be encouraged. If used in this report, the letters, **AFF** stand for above finished floor.

The report uses two different accessibility codes. The 2010 Americans with Disabilities Act Accessibility Guidelines (ADAAG) can be down loaded from the Access Board website. The website is [www.access-board.gov](http://www.access-board.gov). In addition, the Illinois Accessibility Code (IAC) was also used in this report. This code can be down loaded from the website, [www.cbd.state.il.us/IAC](http://www.cbd.state.il.us/IAC). The estimated costs for correction of access barriers are taken from the "Means ADA Compliance Pricing Guide 2nd Edition". Each estimated costs for corrective actions have been adjusted for inflation and regional costs to better reflect the 2024 expenses in the suburban Chicagoland area.

The Elmhurst Park District is part of a local government which requires compliance with Title II of the Americans with Disabilities Act (ADA). Changes to the Park District would allow for equal opportunity to participate in programs and activities, effective communication, and program accessibility. Access of programs and activities can be achieved by removal of physical barriers, modification of policies, practices and procedures that discriminate against a person with a disability and relocation to an accessibility facility. In existing facilities, the ADA does allow the relocation of a program from an inaccessible facility to an accessible facility until all access barriers have been removed. See 28 C.F.R. §35.150(a)(1);(b)(1) for additional information.

PLEASE NOTE: In existing facilities, the ADA does allow the relocation of a program from an inaccessible facility to an accessible facility until all access barriers have been removed. See 28 C.F.R. §35.150(a)(1);(b)(1) for additional information. ADAAG 206.2 requires that at least one accessible route be provided within the boundary of the site. The reports provide comments on all routes that when upgrades are made in the future modifications can be made to correct the access barrier or in some cases modify to the greatest extent possible.

Photo	Barrier	ADAAG/IAC	Solution	Priority	By Whom	Projected Cost	Projected Date	Action Taken
-------	---------	-----------	----------	----------	---------	----------------	----------------	--------------

# Washington Park





Photo	Barrier	ADAAG/IAC	Solution	Priority	By Whom	Projected Cost	Projected Date	Action Taken
	There are two accessible parking spaces. The one with the sign is not at the center head of the parking space. Relocate the sign to the other parking space by the walkway and portable toilet.	IAC 502.6 & ADAAG 502.6	Relocate the accessible parking sign, fine sign and post to the head of the accessible parking space. The signs should be mounted the at the head of the new accessible parking space no more than 72 inches back and minimum of 60 inches above the ground and a maximum of 9 feet from finished grade to the bottom of the International Symbol of Accessibility sign.	1		\$ 285.00		
	The other parking space does not provide an access aisle at the walkway and portable toilet.	IAC 502.3	Provide an access aisle a minimum of 96 inches, the full length of the parking space and marked to discourage parking on them. The access aisle should be next to the walkway so it will not be blocked by any vehicles.	1		\$ 125.00		








Photo	Barrier	ADAAG/IAC	Solution	Priority	By Whom	Projected Cost	Projected Date	Action Taken
	<p>The portable toilet hand sanitizer is mounted too high at 52 1/2 inches AFF.</p>	<p>ADAAG 308</p>	<p>Remount the hand sanitizer to provide a reach range no higher than 48 inches AFF for a forward reach over an obstruction no deeper than 20 inches or a side reach of 48 inches AFF over an object no deeper than 10 inches. If over an object or away from the accessible route provide a reach range no higher than 44 inches AFF maximum reach range over an object 20 inches to a maximum of 25 inches deep or a side reach of 46 inches AFF maximum over an object 10 inches to a maximum of 24 inches.</p>	<p><b>2</b></p>		<p>\$ 125.00</p>		

Photo	Barrier	ADAAG/IAC	Solution	Priority	By Whom	Projected Cost	Projected Date	Action Taken
	<p>The portable toilet paper dispenser is mounted too high at 56 inches AFF.</p>	<p>ADAAG 604.7</p>	<p>Remount the toilet paper dispenser to be no lower than 15 inches, no higher than 48 inches AFF and a centerline of the dispenser that is a minimum of 7 inches to a maximum of 9 inches in front of the toilet. If above the grab bar provide at least 12 inches clearance between the grab bar and the bottom of the toilet paper dispenser. Do not mount the toilet paper dispenser behind the side grab bar. <b>Recommendation:</b> It would be recommended to mount the toilet paper dispenser 1 1/2 inches minimum under the side grab bar and no lower than 15 inches AFF.</p>	<p><b>3</b></p>		<p>\$ 310.00</p>		
	<p>The dog waste bags are mounted too high at 52 inches AFF.</p>	<p>ADAAG 308</p>	<p>Remount the dog waste bags to be no higher than 48 inches above the ground.</p>	<p><b>4</b></p>		<p>\$ 75.00</p>		
	<p>The cross slope along the walkway of the basketball court is too steep at up to 3.4% for 52 feet.</p>	<p>ADAAG 403.3</p>	<p>Attempt a "mud jacking" technique or remove and regrade section to provide a cross slope no greater than 2%.</p>	<p><b>1</b></p>		<p>\$ 6,000.00</p>		

# Washington Park



Photo	Barrier	ADAAG/IAC	Solution	Priority	By Whom	Projected Cost	Projected Date	Action Taken
	The picnic table by the playground has a support bar that protrudes and creates a knee clearance of only 25 1/2 inches	IAC 245 & 1011	Relocate or purchase one accessible picnic table (\$1000/each) and locate it on an accessible surface (\$1,275).	2		\$ 2,275.00		
	The other picnic table has an abrupt transition to the picnic table surface at 1 1/4 inches/	ADAAG 303	Grind down or replace section of sidewalk to provide a smooth transition.	1		\$ 600.00		
	The large playground has 4 transfer platform steps with an open face	ADAAG 1008.3.2	<b>Recommendation:</b> While not required, provide a solid piece of material that can go the full length of the steps to prevent a foot or hand from going through.	2		\$ 420.00		

**Estimated Total Cost for Accessibility Upgrades at Washington Park**      \$ 10,215.00