

Wilder Recreation Center








Wilder Recreation Center is a facility that provides restrooms and a preschool area. The main issues at this building are door force is too high and/or closes too quickly, door clear opening is too narrow, a toilet is too far from the stall wall, a rear grab bar is not provided, side grab bar is mounted too high, toilet paper dispenser is mounted too close to the toilet, stall door is not self closing or provide an inside handle, faucet shuts-off too quickly, rear grab bar does not provide the proper centerline, clearance for fingers are not provide at a side grab bar, and a hand dryer protrudes. **Please Note:** When a **UD** is indicated, this is a Universal Design (**UD**) recommendation to enhance accessibility. The **UD** recommendation is not required to meet the minimum accessibility standards but it would be encouraged. If used in this report, the letters, **AFF** stand for above finished floor.




The report uses two different accessibility codes. The 2010 Americans with Disabilities Act Accessibility Guidelines (ADAAG) can be down loaded from the Access Board website. The website is www.access-board.gov. In addition, the Illinois Accessibility Code (IAC) was also used in this report. This code can be down loaded from the website, www.cbd.state.il.us/IAC. The estimated costs for correction of access barriers are taken from the "Means ADA Compliance Pricing Guide 2nd Edition". Each estimated costs for corrective actions have been adjusted for inflation and regional costs to better reflect the 2024 expenses in the suburban Chicagoland area.


The Elmhurst Park District is part of a local government which requires compliance with Title II of the Americans with Disabilities Act (ADA). Changes to the Park District would allow for equal opportunity to participate in programs and activities, effective communication, and program accessibility. Access of programs and activities can be achieved by removal of physical barriers, modification of policies, practices and procedures that discriminate against a person with a disability and relocation to an accessibility facility. In existing facilities, the ADA does allow the relocation of a program from an inaccessible facility to an accessible facility until all access barriers have been removed. See 28 C.F.R. §35.150(a)(1);(b)(1) for additional information.





PLEASE NOTE: In existing facilities, the ADA does allow the relocation of a program from an inaccessible facility to an accessible facility until all access barriers have been removed. See 28 C.F.R. §35.150(a)(1);(b)(1) for additional information. ADAAG 206.2 requires that at least one accessible route be provided within the boundary of the site. The reports provide comments on all routes that when upgrades are made in the future modifications can be made to correct the access barrier or in some cases modify to the greatest extent possible.



Photo	Barrier	ADAAG/IAC	Solution	Priority	By Whom	Projected Cost	Projected Date	Action Taken
	The front entrance door has an opening force too high at 15 lbs. and closes too quickly at 3 seconds.	IAC 404.2.9	Adjust the closer so the door opening force is no heavier than 8.5 lbs. to open and takes a minimum of 5 seconds to close or provide an automatic door opener at the door.	1		\$ 125.00		


	<p>The rugs are too light and could be a tripping hazard.</p>	<p>ADAAG 302.2</p>	<p>Provide a rug with a heavier backing or tape the mat to the floor.</p>	<p>1</p>		<p>\$ 185.00</p>			
<p>Men's Restroom</p>									
	<p>The men's restroom door has a clear opening of only 26 inches.</p>	<p>ADAAG 404.2.3</p>	<p>Widen the door clear opening to provide a minimum 32 inches clear opening with the door at a 90 degree angle.</p>	<p>2</p>		<p>\$ 6,200.00</p>			
	<p>The men's restroom toilet has a centerline of 21 inches.</p>	<p>ADAAG 604.2</p>	<p>Relocate the toilet with a offset drain to provide a centerline 16 inches to 18 inches from the wall. Option: Move the partition to provide a proper centerline.</p>	<p>3</p>		<p>\$ 2,025.00</p>			
	<p>The men's restroom does not provide a rear grab.</p>	<p>ADAAG 604.5.2 & ADAAG 609</p>	<p>Provide a rear grab bar a minimum of 36 inches long mounted 12 inches from the centerline of the toilet to the corner and 24 inches from the centerline to the open side of the toilet. The grab bar should be mounted 33 inches to 36 inches AFF to the top of the grab bar.</p>	<p>3</p>		<p>\$ 225.00</p>			

	<p>The men's restroom side grab bar is mounted too high at 38 inches AFF.</p>	<p>ADAAG 609.4</p>	<p>Remount the grab bars to be between 33 inches to 36 inches AFF to the top of the grab bars.</p>	<p>3</p>		<p>\$ 400.00</p>		
	<p>The men's restroom toilet paper dispenser has only a 3 inch centerline from the toilet.</p>	<p>ADAAG 604.7</p>	<p>Remount the toilet paper dispenser to be no lower than 15 inches, no higher than 48 inches AFF and a centerline of the double roll dispenser that is a minimum of 7 inches to a maximum of 9 inches in front of the toilet. If above the grab bar provide at least 12 inches clearance between the grab bar and the bottom of the toilet paper dispenser. Do not mount the toilet paper dispenser behind the side grab bar. Recommendation: It would be recommend to mount the toilet paper dispenser 1 1/2 inches minimum under the side grab bar and no lower than 15 inches AFF.</p>	<p>3</p>		<p>\$ 310.00</p>		
	<p>The men's restroom stall door is not self closing.</p>	<p>ADAAG 604.8.1.2</p>	<p>Provide the hinges to allow for the stall door to be self-closing.</p>	<p>3</p>		<p>\$ 225.00</p>		

	<p>The men's restroom stall door does not provide an inside handle.</p>	<p>ADAAG 604.8.1.2</p>	<p>Provide a door pull complying with ADAAG 404.2.7 on the inside of the door near the latch.</p>	<p>3</p>		<p>\$ 125.00</p>		
---	---	------------------------	---	-----------------	--	------------------	--	--

Women's Restroom								
	The women's restroom door has a clear opening of only 25 1/2 inches.	ADAAG 404.2.3	Widen the door clear opening to provide a minimum 32 inches clear opening with the door at a 90 degree angle.	2		\$ 6,200.00		
	The women's restroom faucet shuts off too quickly at 4 seconds.	ADAAG 606.4	Provide a lever-operated, push-type or electronically controlled faucet. Self-closing faucets should remain open for at least 10 seconds. Push-type or lever-operated faucets should require not more that 5 lbs. to operate.	3		\$ 750.00		
	The women's restroom flush control is on the wrong side.	ADAAG 604.6	Provide flush controls on the open side of the toilet that are within 48 inches AFF, and do not require tight grasping, pinching or twisting of the wrist to operate and no more than 5 lbs. of pressure to operate.	3		\$ 310.00		
	The women's restroom rear grab bar has a centerline of 6 inches.	ADAAG 604.5.2	Relocate the rear grab bar to provide 12 inches from the centerline of the toilet to the corner and at least 24 inches from the centerline to the transfer side of the toilet. Mount the grab bars to between 33 inches to 36 inches to the top	3		\$ 195.00		

	<p>The women's restroom toilet paper dispenser is mounted tight against the grab bar and are unable to get your fingers around the side grab bar.</p>	<p>ADAAG 604.7</p>	<p>Remount the toilet paper dispenser to be no lower than 15 inches, no higher than 48 inches AFF and a centerline of the double roll dispenser that is a minimum of 7 inches to a maximum of 9 inches in front of the toilet. If above the grab bar provide at least 12 inches clearance between the grab bar and the bottom of the toilet paper dispenser. Do not mount the toilet paper dispenser behind the side grab bar. Recommendation: It would be recommended to mount the toilet paper dispenser 1 1/2 inches minimum under the side grab bar and no lower than 15 inches AFF.</p>	<p>3</p>		<p>\$ 310.00</p>		
	<p>The women's restroom feminine napkin disposal is mounted too far away at 42 inches.</p>	<p>ADAAG 308</p>	<p>Relocate the feminine product disposal to be no more than 9 inches maximum in front of the toilet if mounted on the sidewall or no more than 20 inches from the toilet if mounted on the back wall. The feminine napkin disposal should be mounted no higher than 48 inches on either wall but would be recommended to mount under the grab bars.</p>	<p>4</p>		<p>\$ 125.00</p>		

	<p>The women's restroom hand dryer protrudes out 8 inches at 41 inches AFF.</p>	<p>ADAAG 307</p>	<p>Provide a cane detectable barrier below 27 inches and the width of the protruding object. Option 1: Consider a permanently mounted wall trash can under the dryer with the bottom mounted below 27 inches AFF. Option 2: move the hand dryer to above the sink counter. Option 3: Provide a low profile hand dryer.</p>	<p>1</p>		<p>\$ 750.00</p>		
---	---	------------------	---	----------	--	------------------	--	--

Estimated Total Cost for Accessibility Upgrades at Wilder Recreation Building \$ 18,460.00